

For Eliquis® (apixaban)- or Xarelto® (rivaroxaban)-related life-threatening bleeds,<sup>1</sup>

**RAPID.  
SPECIFIC.  
REVERSAL.**  
**IN JUST 2 MINUTES**  
following bolus and sustained throughout the 2-hour IV infusion.<sup>1\*</sup>



\*ANNEXA-A and ANNEXA-R were two Phase 3 studies designed to establish the efficacy and safety of ANDEXXA for the reversal of anticoagulation with apixaban or rivaroxaban in older, healthy volunteers vs placebo. The primary endpoint of both studies was mean percent change in anti-FXa activity, from baseline to nadir, for the low-dose and high-dose regimens of bolus followed by continuous infusion. In ANNEXA-A and ANNEXA-R, 23/31 and 26/39 patients received ANDEXXA, respectively.<sup>1</sup>

## SELECT IMPORTANT SAFETY INFORMATION

### **WARNING: THROMBOEMBOLIC RISKS, ISCHEMIC RISKS, CARDIAC ARREST, AND SUDDEN DEATHS**

*See full prescribing information for complete boxed warning*

**Treatment with ANDEXXA has been associated with serious and life-threatening adverse events, including:**

- Arterial and venous thromboembolic events
- Ischemic events, including myocardial infarction and ischemic stroke
- Cardiac arrest
- Sudden deaths

**Monitor for thromboembolic events and initiate anticoagulation when medically appropriate. Monitor for symptoms and signs that precede cardiac arrest and provide treatment as needed.**

## INDICATION

ANDEXXA (coagulation factor Xa (recombinant), inactivated-zhzo) is a recombinant modified human factor Xa (FXa) protein indicated for patients treated with rivaroxaban or apixaban, when reversal of anticoagulation is needed due to life-threatening or uncontrolled bleeding.

This indication is approved under accelerated approval based on the change from baseline in anti-FXa activity in healthy volunteers. An improvement in hemostasis has not been established. Continued approval for this indication may be contingent upon the results of studies that demonstrate an improvement in hemostasis in patients.

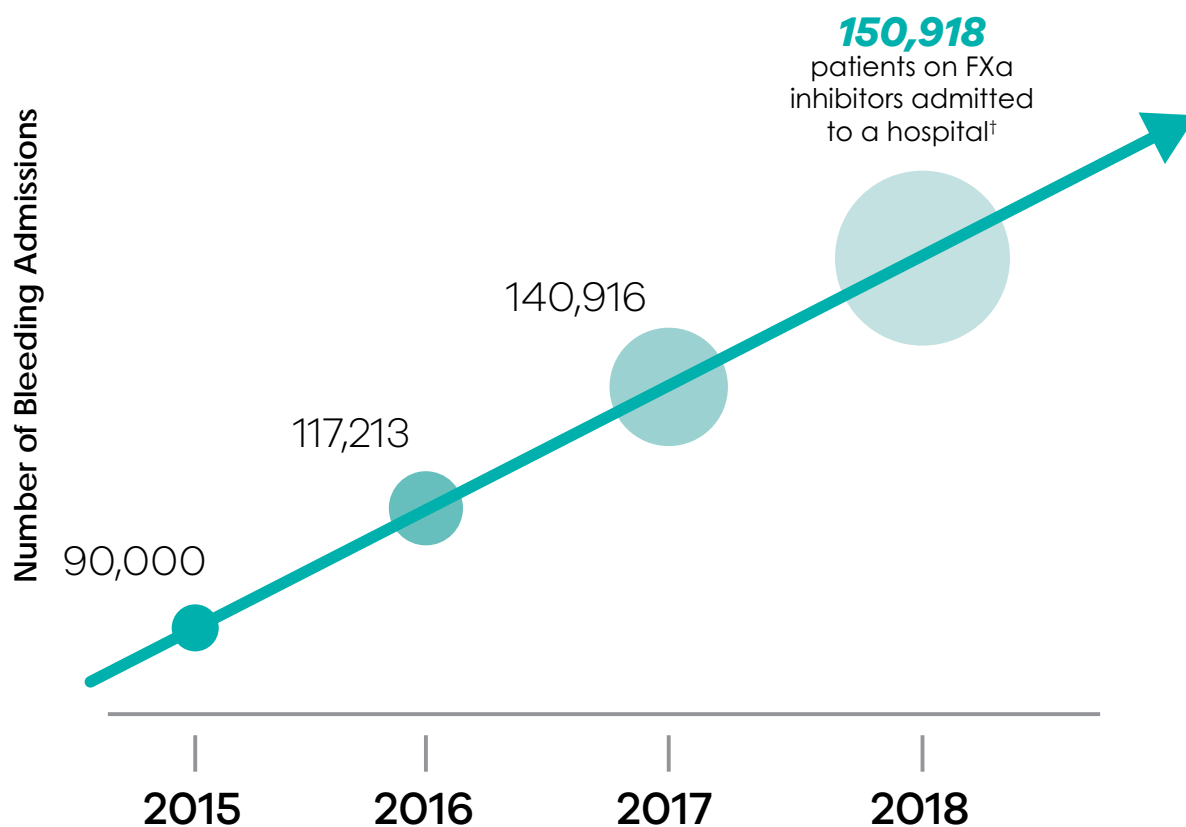
### Limitations of Use

ANDEXXA has not been shown to be effective for, and is not indicated for, the treatment of bleeding related to any FXa inhibitors other than apixaban or rivaroxaban.

**Andexxa®**  
Coagulation Factor Xa  
(Recombinant), Inactivated-zhzo  
**MINUTES MATTER**

There is an urgent need for a specific reversal agent for factor Xa (FXa) inhibitor patients hospitalized with a major bleed<sup>2,3</sup>

## Bleeding admissions rise as oral FXa inhibitor use grows<sup>4-6\*</sup>

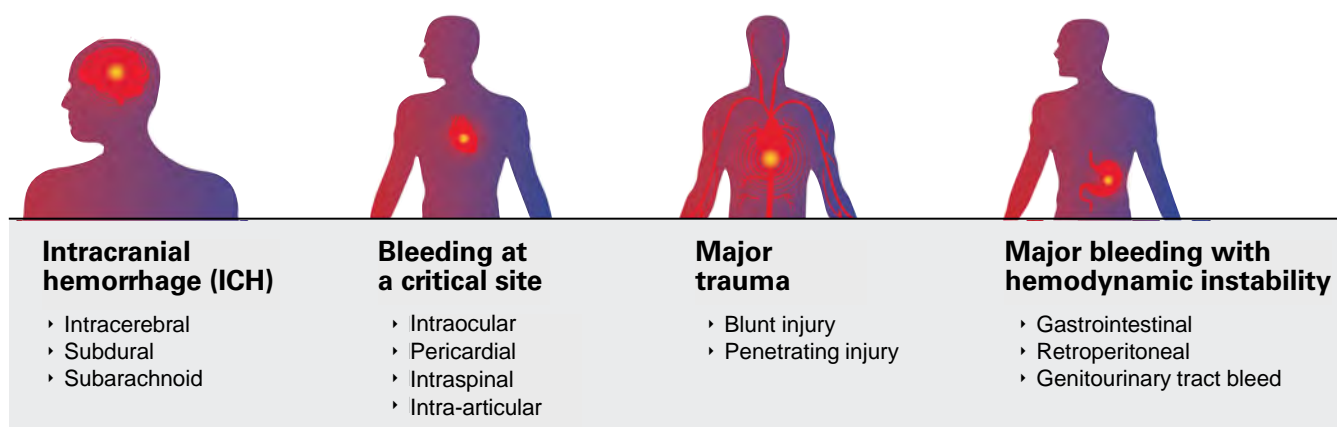


~410 patients each day were hospitalized with an apixaban- or rivaroxaban-related bleed in 2018<sup>6</sup>

~70 patients die each day following hospitalization from apixaban- or rivaroxaban-related bleeds<sup>6-8</sup>

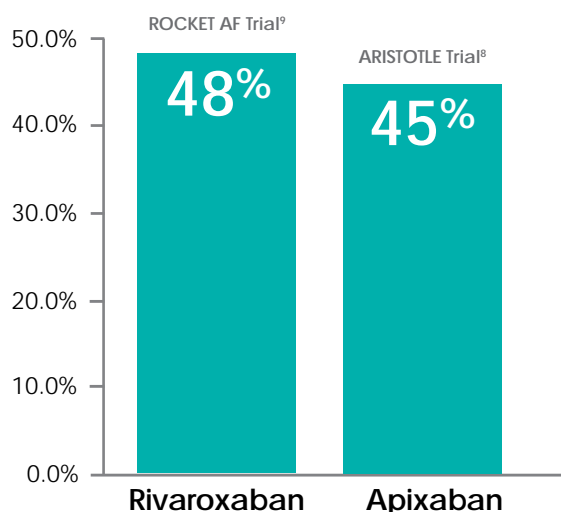
Life-threatening bleeds may lead to high mortality rates<sup>8,9</sup>

**FXa inhibitor–related major bleeds can occur in several sites<sup>10-12</sup>**



**High mortality risk is associated with FXa inhibitor–related ICH<sup>8,9</sup>**

In NVAF<sup>†</sup> trials,  
ICH-related 30-day mortality in FXa  
inhibitor–treated patients



**Nearly  
50% of  
ICH patients  
taking these  
FXa inhibitors  
died within  
30 days<sup>8,9</sup>**

**ROCKET AF study design:** Based on a multinational, randomized, double-blind, double-dummy clinical trial comparing rivaroxaban with warfarin in patients with atrial fibrillation (AF) (N=14,264).<sup>9</sup>

**ARISTOTLE study design:** Based on a double-blind, double-dummy, randomized clinical trial comparing apixaban with warfarin in patients with AF (N=18,201).<sup>8</sup>

<sup>†</sup>Nonvalvular atrial fibrillation.

## Multiple guidelines support use of a specific reversal agent for FXa inhibitor–related life-threatening or uncontrolled bleeding

<b>ACEP</b> American College of Emergency Physicians Anticoagulant Reversal Strategies in the ED Setting	<b>ANDEXXA</b> ® is listed as a tier 1 recommendation for anticoagulation reversal in rivaroxaban or apixaban patients experiencing life-threatening bleeds. PCCs* are suggested for direct oral anticoagulant treatment only if first-line reversal agents (eg, idarucizumab, andexanet alfa) are unavailable <sup>13</sup>
<b>ACC</b> American College of Cardiology Guidance for Administering Reversal Agents	Administer <b>ANDEXXA</b> first line for the reversal of anticoagulation in patients taking apixaban or rivaroxaban with life-threatening or uncontrolled bleeds, when available <sup>14</sup>
<b>AHA/ACC/HRS</b> American Heart Association American College of Cardiology Heart Rhythm Society	<b>ANDEXXA</b> can be useful for the reversal of rivaroxaban and apixaban in the event of life-threatening or uncontrolled bleeding <sup>15</sup>
<b>CHEST</b> American College of Chest Physicians	In patients with severe or life-threatening bleeding treated with NOACs,† <b>a specific reversal agent</b> (where available) should be used <sup>16</sup>

## Joint Commission Updated National Patient Safety Goal (NPSG) for Anticoagulant Therapy

NPSG.03.05.01: Reduce the likelihood of patient harm associated with the use of anticoagulant therapy<sup>17</sup>



Element of performance (EP) 2: The hospital or organization uses approved protocols and evidence-based practice guidelines for reversal of anticoagulation and management of bleeding events related to each anticoagulant medication<sup>17</sup>

### REQUIREMENT

\*Prothrombin complex concentrates.

†Novel oral anticoagulants.

## SELECT IMPORTANT SAFETY INFORMATION—WARNINGS AND PRECAUTIONS

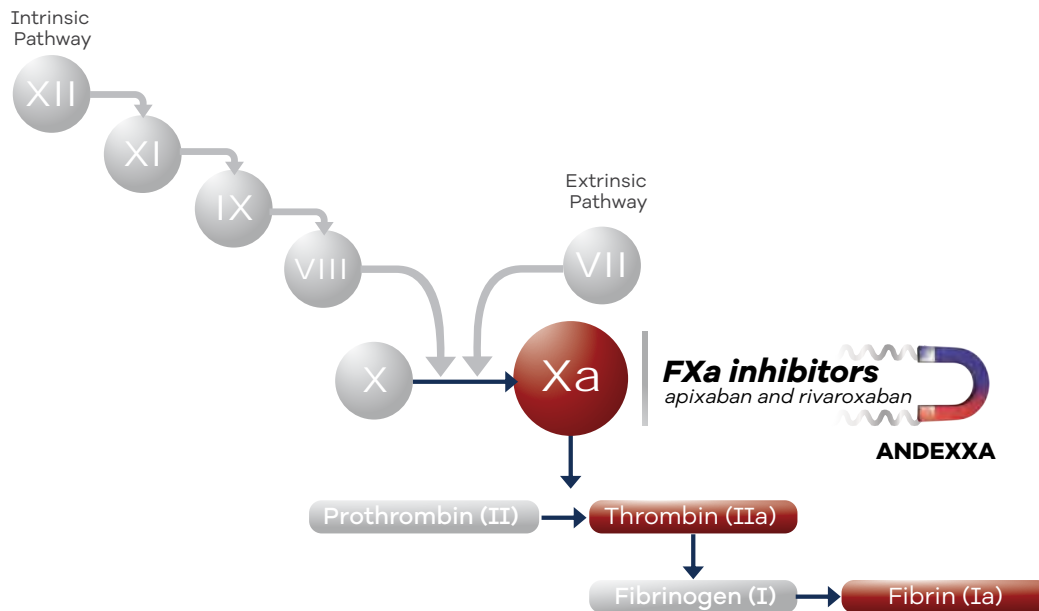
### Thromboembolic and Ischemic Risks

The thromboembolic and ischemic risks were assessed in 352 bleeding subjects who received ANDEXXA. Of the 63 subjects who experienced a thrombotic event, the median time to first event was 7 days, and 21 subjects experienced the event within the first three days. A total of 63 (18%) experienced 88 thromboembolic or ischemic events. Of the 352 subjects who received ANDEXXA, 223 received at least one anticoagulation dose within 30 days after treatment. Of these 223, 18 subjects (8%) had a thrombotic event and/or ischemic event after resumption.

- 4 Monitor patients treated with ANDEXXA for signs and symptoms of arterial and venous thromboembolic events, ischemic events, and cardiac arrest. To reduce thromboembolic risk, resume anticoagulant therapy as soon as medically appropriate following treatment with ANDEXXA.

**ANDEXXA is the only specific reversal agent that targets FXa inhibitors<sup>1</sup>**

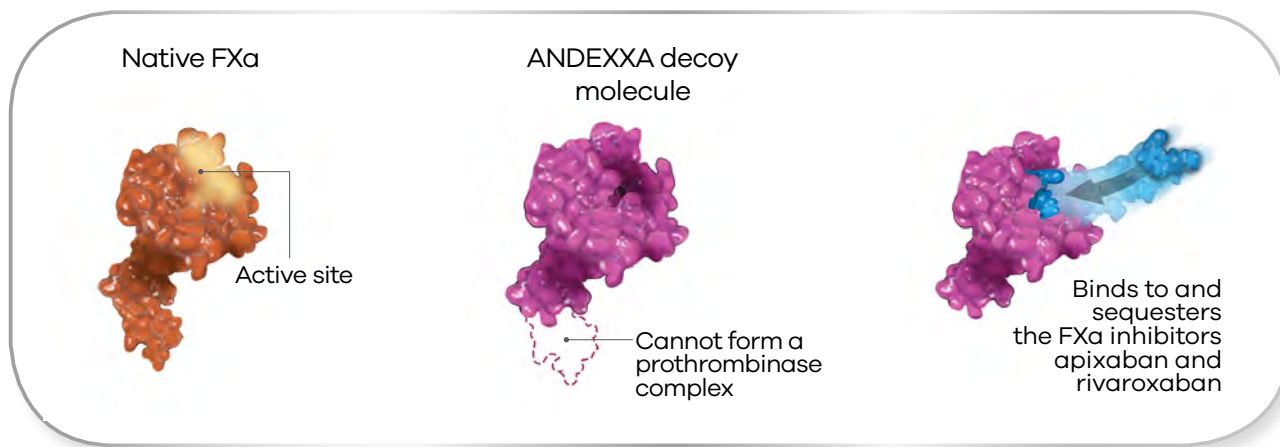
**FXa is critical to thrombin generation in the coagulation cascade<sup>1,18-20</sup>**



**ANDEXXA acts as a FXa decoy that<sup>1,21</sup>:**

- Binds directly to free-floating FXa inhibitors with high affinity
- Sequesters FXa inhibitors
- Rapidly reduces free plasma concentration of FXa inhibitors, which neutralizes their anticoagulant effect

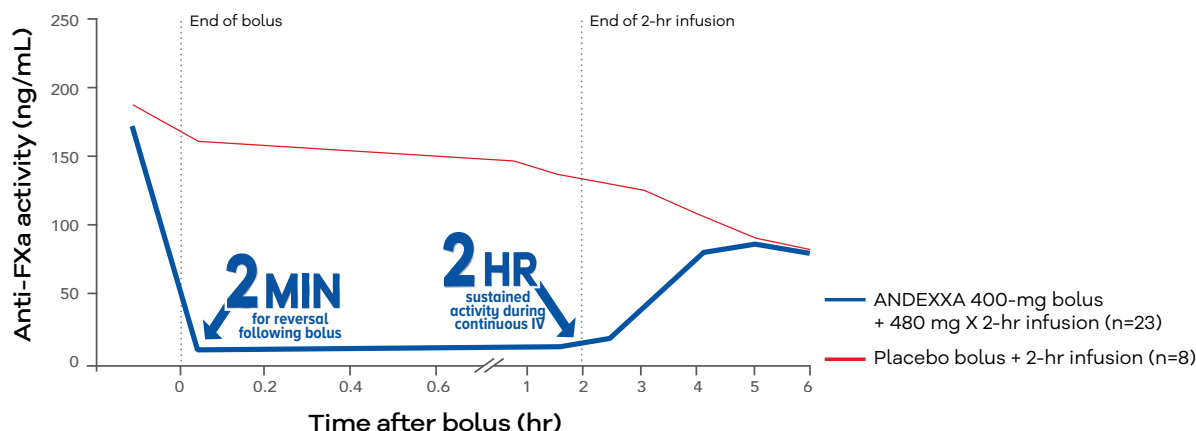
**ANDEXXA is a modified recombinant FXa protein<sup>1</sup>**



## ANNEXA-A and -R: ANDEXXA® rapidly (2 minutes) reversed anti-FXa activity in older, healthy volunteers<sup>1</sup>

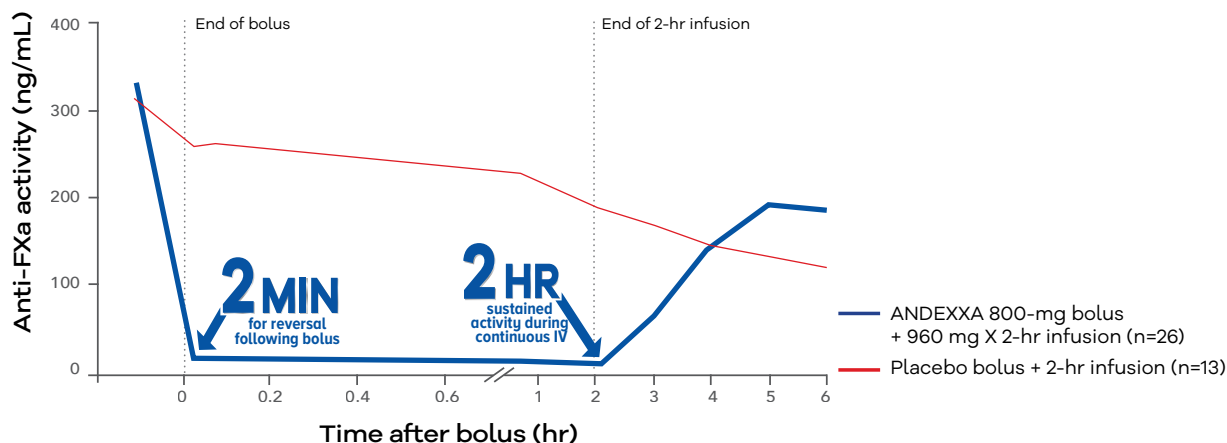
### Anti-FXa activity (primary endpoint)<sup>1</sup>

#### ANNEXA-A (Eliquis®-treated patients)



- **92% reduction** in anti-FXa activity from baseline to nadir ( $P < 0.0001$ )<sup>1</sup>

#### ANNEXA-R (Xarelto®-treated patients)



- **97% reduction** in anti-FXa activity from baseline to nadir ( $P < 0.0001$ )<sup>1</sup>

**Study design:** Two Phase 3 studies designed to establish the efficacy and safety of ANDEXXA for the reversal of anticoagulation with apixaban or rivaroxaban in older, healthy volunteers vs placebo. In ANNEXA-A and ANNEXA-R, 23/31 and 26/39 patients received ANDEXXA, respectively.<sup>1</sup>

**Primary efficacy measure:** Mean percent change in anti-FXa activity, from baseline to nadir, for the low-dose and high-dose regimens of bolus followed by continuous infusion. Nadir is defined as the smallest value measured within 5 minutes after the end of the continuous infusion.<sup>1</sup>

### SELECT IMPORTANT SAFETY INFORMATION—WARNINGS AND PRECAUTIONS

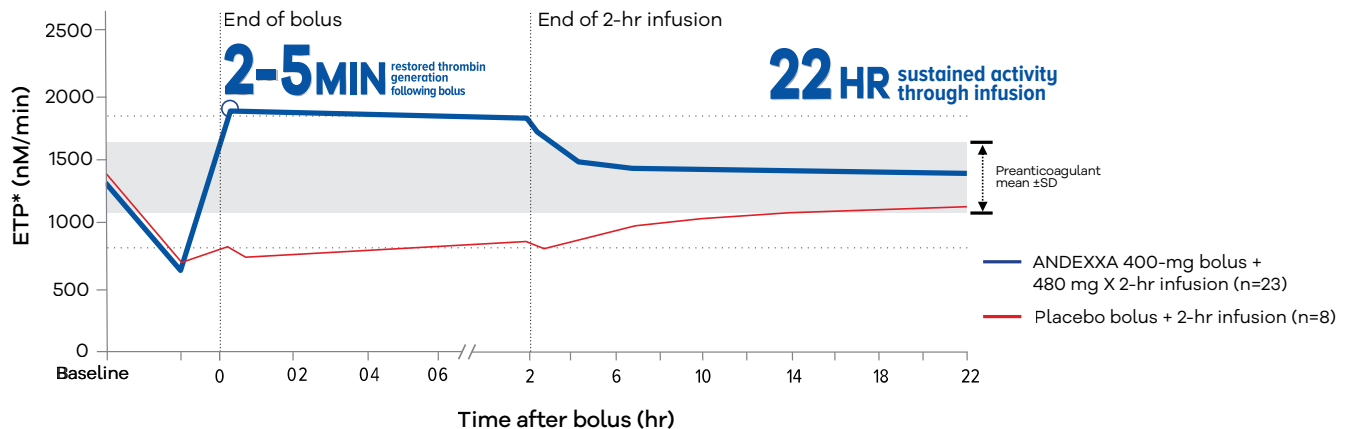
#### Thromboembolic and Ischemic Risks (continued)

The safety of ANDEXXA has not been evaluated in patients who experienced thromboembolic events or disseminated intravascular coagulation within two weeks prior to the life-threatening bleeding event requiring treatment with ANDEXXA. Safety of ANDEXXA also has not been evaluated in patients who received prothrombin complex concentrates, recombinant factor VIIa, or whole blood products within seven days prior to the bleeding event.

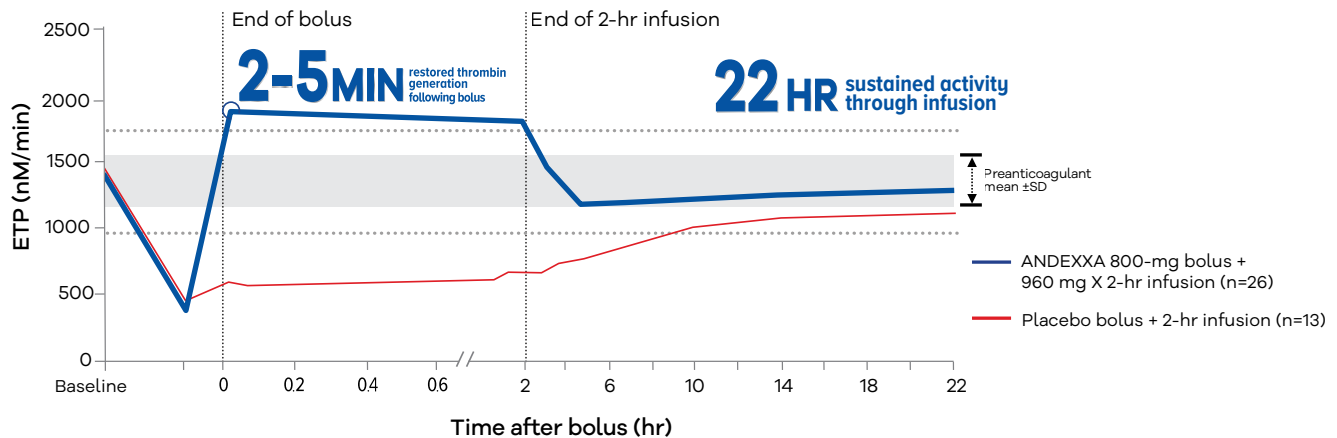
# ANNEXA-A and -R: ANDEXXA rapidly (2 minutes) restored thrombin generation in older, healthy volunteers<sup>21</sup>

## Thrombin generation (secondary endpoint)<sup>21</sup>

### ANNEXA-A (Eliquis-treated patients)



### ANNEXA-R (Xarelto-treated patients)



**Pooled safety analysis in older, healthy volunteers:** Overall frequency of adverse events was similar between ANDEXXA-treated subjects and placebo-treated subjects<sup>1</sup>

**0%**

**Thromboembolic events**

**0%**

**Serious or severe adverse events**

**18%**

**Experienced infusion-related reactions**  
(mild to moderate in severity)

\*Endogenous thrombin potential.

## **ANNEXA-4:** **Reversal of FXa inhibitor activity in patients with acute major bleeding**

### **ANDEXXA® reversed FXa inhibitor–related anticoagulation<sup>1</sup>**

Efficacy-evaluable population (n=234)

**93%** decrease in anti-FXa activity in patients taking Eliquis® (apixaban)\*

**93%** decrease in anti-FXa activity in patients taking Xarelto® (rivaroxaban)\*

\*From baseline to nadir.

- Mean ETP nearly doubled at the end of bolus in patients with acute major bleeding<sup>22</sup>
  - ETP was sustained through the end of infusion and continued to be elevated over baseline at 24 hours

**Study design:** Phase 3b/4 multinational, prospective, open-label, single-arm study. Patients (N=352) had acute major bleeding requiring urgent reversal of FXa inhibitors.<sup>1</sup>

#### **Primary efficacy measures**

- Percent change from baseline in anti-FXa activity. Nadir was measured between 5 minutes after bolus until the end of the infusion<sup>1</sup>
- Rate of excellent or good hemostatic efficacy 12 hours after infusion. ICH was measured by CT/MRI scan. For intracerebral hemorrhage, an increase in hematoma volume/thickness of ≤20% compared to baseline constituted an excellent rate, while an increase of >20% but ≤35% constituted a good rate. For gastrointestinal, urinary, or other non-visible bleeding, a decrease in both hemoglobin/hematocrit of ≤10% compared to baseline constituted an excellent rate, while a decrease of >10% but ≤20% constituted a good rate<sup>18,23</sup>

### **SELECT IMPORTANT SAFETY INFORMATION—WARNINGS AND PRECAUTIONS**

#### **Re-elevation or Incomplete Reversal of Anti-FXa Activity**

The time course of anti-FXa activity following ANDEXXA administration was consistent among the healthy volunteer studies and the ANNEXA-4 study in bleeding patients. Compared to baseline, there was a rapid and substantial decrease in anti-FXa activity corresponding to the ANDEXXA bolus. This decrease was sustained through the end of the ANDEXXA continuous infusion. The anti-FXa activity returned to the placebo levels approximately two hours after completion of a bolus or continuous infusion. Subsequently, the anti-FXa activity decreased at a rate similar to the clearance of the FXa inhibitors.

Seventy-one subjects were anticoagulated with apixaban and had baseline levels of anti-FXa activity > 150 ng/mL. Nineteen subjects who were anticoagulated with rivaroxaban had elevated baseline anti-FXa activity levels >300 ng/mL. Forty-eight of the 71 apixaban-treated subjects (68%) experienced a > 90% decrease from baseline anti-FXa activity after administration of ANDEXXA. Ten of the 19 rivaroxaban subjects (53%) experienced a > 90% decrease from baseline anti-FXa activity after administration of ANDEXXA.

## Safety profile in acute major bleeding

### ANNEXA-4:

### Observed safety outcomes seen with ANDEXXA in a Phase 3b/4 trial of patients with FXa inhibitor–related acute major bleeding<sup>1</sup>

#### 30-day mortality

**15%**

overall mortality<sup>1</sup>

**16%**

ICH mortality<sup>1</sup>

#### Thromboembolic events at day 30

**18%**

overall  
thromboembolic  
events<sup>1</sup>

**8%**

thromboembolic and/  
or ischemic event  
rate after restart of  
anticoagulation<sup>1\*</sup>

**0%**

thromboembolic  
event rate after  
restarting oral  
anticoagulation<sup>23</sup>

#### Safety outcome measures

ANNEXA-4 assessed the safety of patients anticoagulated with FXa inhibitors at 30 days using the following measures:

- Mortality<sup>23</sup>
- Thromboembolic events included cerebrovascular accident, deep venous thrombosis, acute myocardial infarction, pulmonary embolism, and transient ischemic attack<sup>1</sup>
- Immunogenicity testing<sup>23</sup>

### Real-world mortality rates from a multicenter study<sup>24</sup>

#### ANDEXXA in-hospital mortality<sup>24\*</sup>

- Overall bleeds (n=12/342)
  - 4%
- ICH (n=6/67)
  - 9%

\* $\geq 1$  anticoagulation dose.<sup>1</sup>

\*This multicenter, retrospective analysis reported in-hospital mortality rates based on a total of 3030 electronic health records of patients with FXa inhibitor–associated bleeding-related hospitalizations. 342 patients received andexanet alfa; other hemostatic agents were evaluated as well.<sup>24</sup>

## SELECT IMPORTANT SAFETY INFORMATION

### ADVERSE REACTIONS

The most common adverse reactions ( $\geq 5\%$ ) in bleeding patients receiving ANDEXXA were urinary tract infections and pneumonia.

The most common adverse reactions ( $\geq 3\%$ ) in healthy subjects treated with ANDEXXA were infusion-related reactions.

**Andexxa**  
Coagulation Factor Xa  
(Recombinant), Inactivated-zhzo

## ANDEXXA® has 2 dosing regimens

### ANDEXXA dose is determined by<sup>1</sup>:

- Specific FXa inhibitor: Eliquis® (apixaban) or Xarelto® (rivaroxaban)
- Strength of last FXa inhibitor dose taken
- Time since last FXa inhibitor dose

### ANDEXXA dosing guide<sup>1</sup>

Drug FXa Inhibitor	Dose Strength of Last Dose	Time Since Last Dose Taken	
		<8 Hours or Unknown	≥8 Hours
Eliquis	≤5 mg	Low dose	Low dose
	>5 mg or Unknown	High dose	
Xarelto	≤10 mg	Low dose	Low dose
	>10 mg or Unknown	High dose	



~83% of patients who received ANDEXXA were given the low dose.<sup>23\*</sup>

\*Based on patients in the ANNEXA-4 study who were analyzed for the coprimary endpoint.

### ANDEXXA administration<sup>1</sup>

- Start the bolus at a target rate of approximately 30 mg/min
- Within 2 minutes following the bolus dose, administer the continuous IV infusion for up to 120 minutes

### SELECT IMPORTANT SAFETY INFORMATION

#### Immunogenicity

As with all therapeutic proteins, there is the potential for immunogenicity. Using an electrochemiluminescence (ECL)-based assay, 145 ANDEXXA-treated healthy subjects were tested for antibodies to ANDEXXA as well as antibodies cross-reacting with Factor X (FX) and FXa. Low titers of anti-ANDEXXA antibodies were observed in 26/145 healthy subjects (17%); 6% (9/145) were first observed at Day 30 with 20 subjects (14%) still having titers at the last time point (Days 44 to 48). To date, the pattern of antibody response in patients in the ongoing ANNEXA-4 study has been similar to that observed in healthy volunteers. Of the 236 subjects with available samples, 6.8% (16/236) had antibodies against ANDEXXA. None of these anti-ANDEXXA antibodies were neutralizing. No neutralizing antibodies cross-reacting with FX or FXa were detected in healthy subjects (0/145) or in bleeding patients (0/209) to date.

## Coverage and reimbursement are available for patients who have been prescribed ANDEXXA

Please contact the individual payer to understand specific reimbursement policies for ANDEXXA.

### Medicare reimbursement

Medicare coverage is available for ANDEXXA. Centers for Medicare & Medicaid Services (CMS) increased New Technology Add-on Payments (NTAPs) in fiscal year 2020 to promote patient access and reimbursement confidence for “new” and “transformative technologies.”<sup>25</sup>

#### Inpatient admission

- Inpatient services and drugs are paid under the **prospectively calculated Medicare Severity Diagnostic Related Group (MS-DRG)**<sup>18,25</sup>
- NTAP reimbursement is available for ANDEXXA under the Inpatient Prospective Payment Systems (IPPS)—up to 65% reimbursement (\$18,281) on top of the MS-DRG<sup>25†</sup>
- Additional **outlier payments** may be applied to the overall reimbursement<sup>25</sup>
- NTAP reimbursement for ANDEXXA is available via the ICD-10-PCS codes **XW03372** and **XW04372**<sup>25</sup>

#### Outpatient management

- Outpatient departments administering ANDEXXA can be reimbursed for other services provided under **Ambulatory Payment Classifications (APCs)**<sup>18,26</sup>
- Separate reimbursement for ANDEXXA is available via the **product-specific C-code (C9041)** prior to 7/1/2020 and **J-code (J7169)** starting 7/1/2020, based on Average Sales Price (ASP) or Average Wholesale Price (AWP), depending on each institution's agreement with specific payers<sup>18,27-29</sup>

#### Interfacility transfer\*

- A transferring hospital that is not wholly owned by the receiving hospital can receive reimbursement for ER services and pass through drug utilization of ANDEXXA by billing as outpatient<sup>18</sup>

### Commercial reimbursement

Commercial health plan reimbursement may vary. Many plans follow Medicare reimbursement guidance.<sup>18§</sup>

#### Inpatient admission

- Reimbursement methodologies, including whether separate reimbursement for ANDEXXA is available when administered in the inpatient setting, **varies between commercial plans**<sup>18</sup>
- Most plans utilize the **All Patients Refined Diagnosis Related Group (APR-DRG) inpatient payment methodology**<sup>18</sup>
- Separate reimbursement for ANDEXXA is available via the **product-specific C-code (C9041)** prior to 7/1/2020 and **J-code (J7169)** starting 7/1/2020, based on ASP or AWP, depending on each institution's agreement with specific payers<sup>18,27-29</sup>

### Portola Access Navigator

A suite of educational programs, remote reimbursement support, and onsite representatives that can address your billing and coding needs as you help patients who receive ANDEXXA.

Telephone: 866-ANDEXXA (866-263-3992); email: [access@portola.com](mailto:access@portola.com)



Access, Education, and Support

<sup>†</sup>NTAP payment is equal to the lesser of 65% of the costs of ANDEXXA or 65% of the amount by which the total covered costs of the case exceed the MS-DRG payment. NTAP payment of 65% is available for dates of service up to 1 year on or after October 1, 2019. For services dated prior to October 1, 2019, NTAP payment is 50%.<sup>25,30</sup>

\*Interfacility transfer, also known as “drip and ship,” is often used to describe when patients initiated on intravenous recombinant tissue plasminogen activator at the emergency department of a community hospital are transferred within 24 hours to a comprehensive stroke center.<sup>31</sup>

§Payers may vary on timing.



For Eliquis® (apixaban)- or Xarelto® (rivaroxaban)-related life-threatening bleeds,<sup>1</sup>

AVAILABLE



NATIONWIDE

## ANDEXXA®

- Works rapidly—within 2 minutes following bolus and sustained throughout the 2-hour IV infusion<sup>1\*</sup>
- Specifically reverses anti-FXa activity<sup>1</sup>
  - 93% decrease in FXa activity from baseline to nadir in patients with acute major bleeding<sup>1†</sup>

Multiple guidelines support use of a specific reversal agent<sup>13-16</sup>



*When minutes matter, choose ANDEXXA for specific reversal of FXa inhibition<sup>1</sup>*

\*ANNEXA-A and ANNEXA-R were two Phase 3 studies designed to establish the efficacy and safety of ANDEXXA for the reversal of anticoagulation with apixaban or rivaroxaban in older, healthy volunteers vs placebo. The primary endpoint of both studies was mean percent change in anti-FXa activity, from baseline to nadir, for the low-dose and high-dose regimens of bolus followed by continuous infusion. In ANNEXA-A and ANNEXA-R, 23/31 and 26/39 patients received ANDEXXA, respectively.<sup>1</sup>

†ANNEXA-4 was a Phase 3b/4 multinational, prospective, single-arm, open-label study in which ANDEXXA was administered to patients (N=352) taking FXa inhibitors who presented with acute major bleeding. A primary endpoint was percent change from baseline in anti-FXa activity. Nadir was measured between 5 minutes after bolus until the end of the infusion.<sup>1</sup>

## SELECT IMPORTANT SAFETY INFORMATION

To report SUSPECTED ADVERSE REACTIONS, contact Portola Pharmaceuticals, Inc. at 1-866-777-5947 or the FDA at 1-800-FDA-1088 or [www.fda.gov/medwatch](http://www.fda.gov/medwatch).

**REFERENCES:** 1. Andexxa [prescribing information]. South San Francisco, CA: Portola Pharmaceuticals Inc.; 2020. 2. Milling TJ Jr, Clark CL, Feronti C, et al. Management of factor Xa inhibitor-associated life-threatening major hemorrhage: a retrospective multi-center analysis. *Am J Emerg Med*. 2018;36(3):396-402. 3. Kaatz S, Bhansali H, Gibbs J, Lavender R, Mahan CE, Paje DG. Reversing factor Xa inhibitors—clinical utility of andexanet alfa. *J Blood Med*. 2017;8:141-149. 4. Truven Bleeding Events Report: Commercial, Medicare, & Medicaid Populations. August 16, 2016. 5. Truven Health Analytics, DOAC Market Data Report. Data month ending November 2018. 6. Truven Health Analytics, DOAC Market Data Report. Data month ending September 2019. 7. Piccini JP, Garg J, Patel MR, et al; for the ROCKET AF Investigators. Management of major bleeding events in patients treated with rivaroxaban vs. warfarin: results from the ROCKET AF trial. *Eur Heart J*. 2014;35(28):1873-1880. 8. Held C, Hylek EM, Alexander JH, et al. Clinical outcomes and management associated with major bleeding in patients with atrial fibrillation treated with apixaban or warfarin: insights from the ARISTOTLE trial. *Eur Heart J*. 2015;36(20):1264-1272. 9. Hankey GJ, Stevens SR, Piccini JP, et al; for the ROCKET AF Steering Committee and Investigators. Intracranial hemorrhage among patients with atrial fibrillation anticoagulated with warfarin or rivaroxaban: the rivaroxaban once daily, oral, direct factor Xa inhibition compared with vitamin K antagonist for prevention of stroke and embolism trial in atrial fibrillation. *Stroke*. 2014;45(5):1304-1312. 10. Tomaselli GF, Mahaffey KW, Cuker A, et al. 2017 ACC expert consensus decision pathway on management of bleeding in patients on oral anticoagulants: a report of the American College of Cardiology Task Force on expert consensus decision pathways. *J Am Coll Cardiol*. 2017;70(24):3042-3067. 11. Steffel J, Verhamme P, Potpara TS, et al; for the ESC Scientific Document Group. The 2018 European Heart Rhythm Association Practical Guide on the use of non-vitamin K antagonist oral anticoagulants in patients with atrial fibrillation. *Eur Heart J*. 2018;39(16):1330-1393. 12. Raval AN, Cigarroa JE, Chung MK, et al. Management of patients on non-vitamin K antagonist oral anticoagulants in the acute care and periprocedural setting: a scientific statement from the American Heart Association. *Circulation*. 2017;135(10):e604-e633. 13. Baugh CW, Levine M, Cornutt D, et al. Anticoagulant reversal strategies in the emergency department setting: recommendations of a multidisciplinary expert panel. *Ann Emerg Med*. 2019;1-16. In press. 14. ManageAnticoag. Quick Reference—Guidance for Administering Reversal Agents. American College of Cardiology website. [https://tools.acc.org/ManageAnticoag/?\\_ga=2.55615467.1193444917.1566403095.1809208985.1566403095#1/content/quick-reference/](https://tools.acc.org/ManageAnticoag/?_ga=2.55615467.1193444917.1566403095.1809208985.1566403095#1/content/quick-reference/). Accessed August 22, 2019. 15. January CT, Wann LS, Calkins H, et al. 2019 AHA/ACC/HRS Focused Update of the 2014 AHA/ACC/HRS Guideline for the Management of Patients With Atrial Fibrillation: a Report of the American College of Cardiology/American Heart Association Task Force on Clinical Practice Guidelines and the Heart Rhythm Society. *J Am Coll Cardiol*. 2019;74(1):104-132. 16. Lip GYH, Banerjee A, Boriani G, et al. Antithrombotic therapy for atrial fibrillation: CHEST guideline and expert panel report. *Chest*. 2018;154(5):1121-1201. 17. The Joint Commission. National patient safety goal for anticoagulant therapy. *R<sup>2</sup> Report: Requirement, Rationale, Reference*. 2019;19:1-4. 18. Data on file. Portola Pharmaceuticals, Inc. 19. Morales-Vidal S, Schneek MJ, Flaster M, et al. Direct thrombin inhibitors and factor Xa inhibitors in patients with cerebrovascular disease. *Expert Rev Neurother*. 2012;12(2):179-190. 20. Lassen MR, Laux V. Emergence of new oral antithrombotics: a critical appraisal of their clinical potential. *Vasc Health Risk Manag*. 2008;4(6):1373-1386. 21. Siegal DM, Curnutte JT, Connolly SJ, et al. Andexanet alfa for the reversal of factor Xa inhibitor activity. *N Engl J Med*. 2015;373(25):2413-2424. 22. Supplement to: Connolly SJ, Crowther M, Eikelboom JW, et al. Full study report of andexanet alfa for bleeding associated with factor Xa inhibitors. *N Engl J Med*. 2019;380(14):1326-1335. 23. Connolly SJ, Crowther M, Eikelboom JW, et al. Full study report of andexanet alfa for bleeding associated with factor Xa inhibitors. *N Engl J Med*. 2019;380(14):1326-1335. 24. Coleman CI, Danese S, Ulloa J, Lovelace B. Management of oral factor Xa inhibitor bleeding-related hospitalizations with andexanet alfa or 4-factor prothrombin complex concentrate. Poster presented at: American College of Cardiology/World Congress of Cardiology, March 28-30, 2020, Chicago, IL. 25. Centers for Medicare & Medicaid Services (CMS). Medicare program; hospital inpatient prospective payment systems for acute care hospitals and the long-term care hospital prospective payment system and policy changes and fiscal year 2020 rates; quality reporting requirements for specific providers; Medicare and Medicaid promoting interoperability programs requirements for eligible hospitals and critical access hospitals. *Fed Regist*. 2019;84(159):42044-42701. 26. Centers for Medicare & Medicaid Services (CMS). MLN fact sheet. Hospital outpatient prospective payment system. <https://www.cms.gov/Outreach-and-Education/Medicare-Learning-Network-MLN/MLNProducts/Downloads/HospitalOutpaysysfctsh.pdf>. Published February 2019. Accessed November 4, 2019. 27. Centers for Medicare & Medicaid Services (CMS). April 2019 update of the Hospital Outpatient Prospective Payment System (OPPS). <https://www.cms.gov/Regulations-and-Guidance/Transmittals/2019Downloads/R425SCP.pdf>. Accessed January 13, 2019. 28. Office of the Assistant Secretary for Planning and Evaluation, Office of Science and Data Policy, US Department of Health and Human Services. ASPe Issue Brief, Medicare Part B Reimbursement of Prescription Drugs. [https://aspe.hhs.gov/system/files/pdf/106966/ib\\_mpprd.pdf](https://aspe.hhs.gov/system/files/pdf/106966/ib_mpprd.pdf). Published June 2014. Accessed December 11, 2019. 29. Centers for Medicare & Medicaid Services (CMS). Centers for Medicare & Medicaid Services (CMS) Healthcare Common Procedure Coding System (HCPCS) Application Summaries and Coding Decisions: First Quarter, 2020 Coding Cycle for Drug and Biological Products. <https://www.cms.gov/files/document/2020-hcpcs-application-summary-quarter-1-2020-drugs-and-biologicals.pdf>. Published Q1 2020. Accessed April 8, 2020. 30. Centers for Medicare & Medicaid Services (CMS). Medicare claims processing manual. <https://www.cms.gov/Regulations-and-Guidance/Manuals/Downloads/clm104c01.pdf>. Published September 6, 2019. Accessed November 25, 2019. 31. Qureshi AI, Chaudhry SA, Rodriguez GJ, Suri MF, Lakshminarayan K, Ezzeddine MA. Outcome of the 'drip-and-ship' paradigm among patients with acute ischemic stroke: results of a statewide study. *Cerebrovasc Dis Extra*. 2012;2:1-8.



For further information, please visit [ANDEXXA.com](https://www.andexxa.com)

Andexxa, the Andexxa logo, Portola, and the Portola logo are trademarks of Portola Pharmaceuticals, Inc. or its related companies. Other brands noted herein are the property of their respective owners.

PP-AnXa-US-0600 © 2020 Portola Pharmaceuticals, Inc. or its related companies. All rights reserved.

04/20





HIGHLIGHTS OF PRESCRIBING INFORMATION

These highlights do not include all the information needed to use ANDEXXA safely and effectively. See Full Prescribing Information for ANDEXXA.

ANDEXXA® (coagulation factor Xa (recombinant), inactivated-zhzo) Lyophilized powder for solution for intravenous injection  
Initial U.S. Approval: 2018

**WARNING: THROMBOEMBOLIC RISKS, ISCHEMIC RISKS, CARDIAC ARREST, AND SUDDEN DEATHS**  
*See full prescribing information for complete boxed warning*

Treatment with ANDEXXA has been associated with serious and life-threatening adverse events, including: (5.1)

- Arterial and venous thromboembolic events
- Ischemic events, including myocardial infarction and ischemic stroke
- Cardiac arrest
- Sudden deaths

Monitor for thromboembolic events and initiate anticoagulation when medically appropriate. Monitor for symptoms and signs that precede cardiac arrest and provide treatment as needed.

-----RECENT MAJOR CHANGES-----		
Dosage and Administration (2)	03/2020	
Warnings and Precautions (5)	03/2020	

----- INDICATIONS AND USAGE -----

ANDEXXA (coagulation factor Xa (recombinant), inactivated-zhzo) is a recombinant modified human factor Xa (FXa) protein indicated for patients treated with rivaroxaban or apixaban, when reversal of anticoagulation is needed due to life-threatening or uncontrolled bleeding. (1)

This indication is approved under accelerated approval based on the change from baseline in anti-FXa activity in healthy volunteers. An improvement in hemostasis has not been established. Continued approval for this indication may be contingent upon the results of studies that demonstrate an improvement in hemostasis in patients. (1, 14)

Limitations of Use

ANDEXXA has not been shown to be effective for, and is not indicated for, the treatment of bleeding related to any FXa inhibitors other than apixaban or rivaroxaban. (1)

----- DOSAGE AND ADMINISTRATION -----

For intravenous (IV) use only.

- Dose ANDEXXA based on the specific FXa inhibitor, dose of FXa inhibitor, and time since the patient's last dose of FXa inhibitor. (2)
- Administer as an IV bolus, with a target rate of 30 mg/min, followed by continuous infusion for up to 120 minutes. (2,3)

- There are two dosing regimens:

Dose*	Initial IV Bolus	Follow-On IV Infusion
Low Dose	400 mg at a target rate of 30 mg/min	4 mg/min for up to 120 minutes
High Dose	800 mg at a target rate of 30 mg/min	8 mg/min for up to 120 minutes

\*The safety and effectiveness of more than one dose have not been evaluated. (2.1)

-----DOSAGE FORMS AND STRENGTHS-----

ANDEXXA is available as a lyophilized powder in single-use vials of 200 mg of coagulation factor Xa (recombinant), inactivated-zhzo. (3)

----- CONTRAINDICATIONS -----

None. (4)

----- WARNINGS AND PRECAUTIONS -----

- Arterial and venous thromboembolic events, ischemic events, and cardiac events, including sudden death, have occurred during treatment with ANDEXXA. Resume anticoagulant therapy as soon as medically appropriate following treatment with ANDEXXA. (5.1)
- Re-elevation or incomplete reversal of anticoagulant activity can occur. (5.2)

----- ADVERSE REACTIONS -----

The most common adverse reactions (≥ 5%) in bleeding subjects receiving ANDEXXA were urinary tract infections and pneumonia. (6.1)

The most common adverse reactions (≥ 3%) in healthy volunteers treated with ANDEXXA were infusion-related reactions.

To report SUSPECTED ADVERSE REACTIONS, contact Portola Pharmaceuticals, Inc. at 1-866-777-5947 or 650-822-8884 or the FDA at 1-800-FDA-1088 or [www.fda.gov/medwatch](http://www.fda.gov/medwatch).  
See 17 for PATIENT COUNSELING INFORMATION.

Revised: 03/2020

FULL PRESCRIBING INFORMATION: CONTENTS\*

WARNING: THROMBOEMBOLIC RISKS, ISCHEMIC RISKS, CARDIAC ARREST, AND SUDDEN DEATHS

1 INDICATIONS AND USAGE

2 DOSAGE AND ADMINISTRATION

2.1 Dose

2.2 Reconstitution

2.3 Administration

2.4 Restarting Anticoagulant Therapy

3 DOSAGE FORMS AND STRENGTHS

4 CONTRAINDICATIONS

5 WARNINGS AND PRECAUTIONS

5.1 Thromboembolic and Ischemic Risks

5.2 Re-elevation or Incomplete Reversal of Anti-FXa Activity

6 ADVERSE REACTIONS

6.1 Clinical Trials Experience

6.2 Immunogenicity

8 USE IN SPECIFIC POPULATIONS

8.1 Pregnancy

8.2 Lactation

8.4 Pediatric Use

8.5 Geriatric Use

11 DESCRIPTION

12 CLINICAL PHARMACOLOGY

12.1 Mechanism of Action

12.2 Pharmacodynamics

12.3 Pharmacokinetics

13 NONCLINICAL TOXICOLOGY

13.1 Carcinogenesis, Mutagenesis, Impairment of Fertility

14 CLINICAL STUDIES

16 HOW SUPPLIED/STORAGE AND HANDLING

17 PATIENT COUNSELING INFORMATION

\*Sections or subsections omitted from the Full Prescribing Information are not listed.

FULL PRESCRIBING INFORMATION

WARNING: THROMBOEMBOLIC RISKS, ISCHEMIC RISKS, CARDIAC ARREST, AND SUDDEN DEATHS

Treatment with ANDEXXA has been associated with serious and life-threatening adverse events, including: (5.1)

- Arterial and venous thromboembolic events
- Ischemic events, including myocardial infarction and ischemic stroke
- Cardiac arrest
- Sudden deaths

Monitor for thromboembolic events and initiate anticoagulation when medically appropriate. Monitor for symptoms and signs that precede cardiac arrest and provide treatment as needed.

1 INDICATIONS AND USAGE

ANDEXXA is indicated for patients treated with rivaroxaban or apixaban, when reversal of anticoagulation is needed due to life-threatening or uncontrolled bleeding.

This indication is approved under accelerated approval based on the change from baseline in anti-FXa activity in healthy volunteers [see Clinical Studies (14)]. An improvement in hemostasis has not been established. Continued approval for this indication may be contingent upon the results of studies that demonstrate an improvement in hemostasis in patients.

Limitations of Use

ANDEXXA has not been shown to be effective for, and is not indicated for, the treatment of bleeding related to any FXa inhibitors other than apixaban or rivaroxaban.

2 DOSAGE AND ADMINISTRATION

For intravenous (IV) use only.

2.1 Dose

There are two dosing regimens (see Table 1). The safety and efficacy of an additional dose have not been established.

Table 1: ANDEXXA Dosing Regimens

Dose*	Initial IV Bolus	Follow-On IV Infusion	Total Number of 200 mg Vials
Low Dose	400 mg at a target rate of 30 mg/min	4 mg/min for up to 120 minutes (480 mg)	5 (2 vials bolus + 3 vials infusion)
High Dose	800 mg at a target rate of 30 mg/min	8 mg/min for up to 120 minutes (960 mg)	9 (4 vials bolus + 5 vials infusion)

\*The safety and effectiveness of more than one dose have not been evaluated.

The recommended dosing of ANDEXXA is based on the specific FXa inhibitor, dose of FXa inhibitor, and time since the patient's last dose of FXa inhibitor (see Table 2).

Table 2: ANDEXXA Dose Based on Rivaroxaban or Apixaban Dose

(Timing of Last Dose of FXa Inhibitor before ANDEXXA Initiation)


FXa Inhibitor	FXa Inhibitor Last Dose	< 8 Hours or Unknown	≥ 8 Hours
Rivaroxaban	≤ 10 mg	Low Dose	Low Dose
	> 10 mg or Unknown	High Dose	
Apixaban	≤ 5 mg	Low Dose	Low Dose
	> 5 mg or Unknown	High Dose	

2.2 Reconstitution

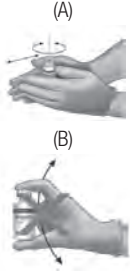
- The reconstituted solution contains coagulation factor Xa (recombinant), inactivated- zhzo at a concentration of 10 mg/mL.
- Reconstituted ANDEXXA in vials is stable at room temperature for up to eight hours, or may be stored for up to 24 hours at 2°C to 8°C.
- Reconstituted ANDEXXA in IV bags is stable at room temperature for up to eight hours.

IV Bolus Preparation


Determine total number of vials required (see Table 1).  
200 mg vials:  
Reconstitute the 200 mg vial of ANDEXXA with 20 mL of Sterile Water for Injection (SWFI).  
Use a 20-mL (or larger) syringe and 20-gauge (or higher) needle.  
Slowly inject the SWFI, directing the solution onto the inside wall of the vial to minimize foaming.  
To reduce the total reconstitution time needed during preparation, reconstitute all required vials in succession.




To ensure dissolution of the cake or powder, gently swirl each vial until complete dissolution of powder occurs (A). Do not shake (B); shaking could lead to foaming. Typical dissolution time for each vial is approximately three to five minutes. If dissolution is incomplete, discard the vial, and do not use the product.



Upon reconstitution, the parenteral drug product should be inspected visually for particulate matter and discoloration prior to administration.



Use 60-mL (or larger) syringe with a 20-gauge (or higher) needle to withdraw the reconstituted ANDEXXA solution from each of the vials until the required dosing volume is achieved. Note the total volume withdrawn into the syringe.



Transfer the ANDEXXA solution from the syringe into an empty polyolefin or polyvinyl chloride IV bag with a volume of 250 mL or less.

Discard the syringe and needle.

Discard the vials, including any unused portion.

Continuous IV Infusion Preparation

- Follow the same procedure outlined above for IV bolus preparation. Reconstitute the total number of vials needed based on the dose requirements. More than one 40 to 60-mL syringe, or an equivalent 100-mL syringe, may be

used for transfer of reconstituted solution to the IV bag.

- Infusion will require a 0.2 or 0.22 micron in-line polyethersulfone or equivalent low protein-binding filter.

2.3 Administration

- Upon reconstitution, the parenteral drug product should be inspected visually for particulate matter and discoloration prior to administration.
- Administer ANDEXXA intravenously, using a 0.2 or 0.22 micron in-line polyethersulfone or equivalent low protein-binding filter.
- Start the bolus at a target rate of approximately 30 mg/min.
- Within two minutes following the bolus dose, administer the continuous IV infusion for up to 120 minutes.

2.4 Restarting Anticoagulant Therapy

Patients treated with FXa inhibitor therapy have underlying disease states that predispose them to thromboembolic events. Reversing FXa inhibitor therapy exposes patients to the thrombotic risk of their underlying disease. To reduce the risk of thrombosis, resume anticoagulant therapy as soon as medically appropriate following treatment with ANDEXXA.

3 DOSAGE FORMS AND STRENGTHS

ANDEXXA is available as a white to off-white lyophilized powder in single-use vials of 200 mg of coagulation factor Xa (recombinant), inactivated-zhzo.

4 CONTRAINDICATIONS

None.

5 WARNINGS AND PRECAUTIONS

5.1 Thromboembolic and Ischemic Risks

The thromboembolic and ischemic risks were assessed in 352 bleeding subjects who received ANDEXXA. Of the 63 subjects who experienced a thrombotic event, the median time to first event was 7 days, and 21 subjects experienced the event within the first three days. A total of 63 (18%) experienced 88 thromboembolic or ischemic events. Of the 352 subjects who received ANDEXXA, 223 received at least one anticoagulation dose within 30 days after treatment. Of these 223, 18 subjects (8%) had a thrombotic event and/or ischemic event after resumption.

Monitor subjects treated with ANDEXXA for signs and symptoms of arterial and venous thromboembolic events, ischemic events, and cardiac arrest. To reduce thromboembolic risk, resume anticoagulant therapy as soon as medically appropriate following treatment with ANDEXXA.

The safety of ANDEXXA has not been evaluated in subjects who experienced thromboembolic events or disseminated intravascular coagulation within two weeks prior to the life-threatening bleeding event requiring treatment with ANDEXXA. Safety of ANDEXXA also has not been evaluated in subjects who received prothrombin complex concentrates, recombinant factor VIIa, or whole blood products within seven days prior to the bleeding event.

5.2 Re-elevation or Incomplete Reversal of Anti-FXa Activity

The time course of anti-FXa activity following ANDEXXA administration was consistent among the healthy volunteer studies and the ANNEXA-4 study in bleeding subjects [see Clinical Studies (14)]. Compared to baseline, there was a rapid and substantial decrease in anti-FXa activity corresponding to the ANDEXXA bolus. This decrease was sustained through the end of the ANDEXXA continuous infusion. The anti-FXa activity returned to the placebo levels approximately two hours after completion of a bolus or continuous infusion.

Subsequently, the anti-FXa activity decreased at a rate similar to the clearance of the FXa inhibitors.

Seventy-one subjects were anticoagulated with apixaban and

had baseline levels of anti-FXa activity > 150 ng/mL. Nineteen subjects who were anticoagulated with rivaroxaban had elevated baseline anti-FXa activity levels >300 ng/mL. Forty-eight of the 71 apixaban-treated subjects (68%) experienced a > 90% decrease from baseline anti-FXa activity after administration of ANDEXXA. Ten of the 19 rivaroxaban subjects (53%) experienced a > 90% decrease from baseline anti-FXa activity after administration of ANDEXXA.

6 ADVERSE REACTIONS

The most common adverse reactions (≥ 5%) in bleeding subjects receiving ANDEXXA were urinary tract infections and pneumonia. The most common adverse reactions (≥ 3%) in healthy subjects treated with ANDEXXA were infusion-related reactions.

6.1 Clinical Trials Experience

Because clinical trials are conducted under widely varying conditions, adverse reaction rates observed in the clinical trials of a drug cannot be compared directly to rates in the clinical trials of another drug and may not reflect the rates observed in clinical practice.

In the pooled safety analysis of clinical trials of ANDEXXA, 223 healthy volunteers received FXa inhibitors, followed by treatment with ANDEXXA. The frequency of adverse reactions was similar in the ANDEXXA-treated group (120/223; 54%) and in the placebo-treated group (54/94; 57%). Infusion-related adverse reactions occurred in 18% (39/223) of the ANDEXXA-treated group and were the only type of adverse reaction that occurred more frequently than in the placebo group. No serious or severe adverse reactions were reported.

The ANNEXA-4 study is an ongoing multinational, prospective, open-label study using ANDEXXA in subjects presenting with acute major bleeding and who have recently received an FXa inhibitor. To date, safety data are available for 352 subjects. Sixty-three percent of the 352 subjects were 75 years or older. Subjects had received either apixaban (194/352; 55%) or

rivaroxaban (128/352; 36%) as anticoagulation treatment for atrial fibrillation (286/352; 81%) or venous thromboembolism (87/352; 25%). In the majority of subjects, ANDEXXA was used to reverse anticoagulant therapy following either an intracranial hemorrhage (227; 64%) or a gastrointestinal bleed (90; 26%), with the remaining 35 subjects (10%) experiencing bleeding at other sites. Subjects were assessed at a Day 30 follow-up visit following infusion with ANDEXXA.

Deaths

In the ongoing ANNEXA-4 study, of the 352 subjects completing 30-day safety follow-up, there were 54 deaths (15%) occurring prior to the Day 30 visit. The number of cardiovascular deaths, including three with unknown causes and two that were un adjudicated, was 42 of 352 (12%), and the number of non-cardiovascular deaths was 12 (3%). Twenty (37%) subjects died within ten days after the ANDEXXA infusion. All subjects died prior to Day 45. Of the 54 subjects who died, the bleeding type was intracranial bleeding in 37 (69%), gastrointestinal bleeding in 12 (22%), and other bleeding types in 5 (9%) subjects.

Thromboembolic and Ischemic Events

In the ANNEXA-4 study, 63/352 (18%) subjects experienced one or more of the following overall thromboembolic events: cerebrovascular accident (CVA) (16/63; 25%), deep venous thrombosis (16/63; 25%), acute myocardial infarction (10/63; 16%), pulmonary embolism (5/63; 8%), and transient ischemic attack (1/63; 2%). The median time to event was seven days. A total of 33% of subjects with thromboembolic events (21/63) experienced the thromboembolic event during the first three days. Of the 352 subjects who received ANDEXXA, 223 received at least one anticoagulation dose within 30 days after treatment. Of these 223, 18 subjects (8%) had a thrombotic event and/or ischemic event after resumption [see Warnings and Precautions (5.1)].

No thromboembolic events were observed in 223 healthy volunteers who received FXa inhibitors and were treated with ANDEXXA.

Infusion-Related Reactions

Infusion-related reactions occurred in 18% (39/223) of ANDEXXA-treated healthy volunteers vs. 6% (6/94) of placebo-treated subjects. These reactions were characterized by a range of symptoms, including flushing, feeling hot, cough, dysgeusia, and dyspnea. Symptoms were mild to moderate in severity, and 90% (35/39) did not require treatment. One subject with a history of hives prematurely discontinued ANDEXXA after developing mild hives. Two of 352 (0.6%) subjects in the ANNEXA-4 study experienced an infusion-related reaction.

6.2 Immunogenicity

As with all therapeutic proteins, there is the potential for immunogenicity. Using an electrochemiluminescence (ECL)-based assay, 145 ANDEXXA-treated healthy subjects were tested for antibodies to ANDEXXA as well as for antibodies cross-reacting with factor X (FX) and FXa. Low titers of anti-ANDEXXA antibodies were observed in 26/145 healthy subjects (17%); 6% (9/145) were first observed at Day 30, with 20 subjects (14%) still having titers at the last time point (Days 44 to 48). To date, the pattern of antibody response in subjects in the ongoing ANNEXA-4 study has been similar to that observed in healthy volunteers. Of the 236 subjects with available samples, 6.8% (16/236) had antibodies against ANDEXXA. None of these anti-ANDEXXA antibodies were neutralizing. No neutralizing antibodies cross-reacting with FX or FXa were detected in healthy subjects (0/145) or in bleeding subjects (0/209) to date.

Detection of antibody formation is highly dependent on the sensitivity and specificity of the assay. Additionally, the observed incidence of antibody (including neutralizing antibody) positivity in an assay may be influenced by several factors, including assay methodology, sample handling, timing of sample collection, concomitant medications, and underlying disease. For these reasons, comparison of the incidence of antibodies to ANDEXXA with the incidence of antibodies to other products may be misleading.

8 USE IN SPECIFIC POPULATIONS

8.1 Pregnancy

Risk Summary

There are no adequate and well-controlled studies of ANDEXXA in pregnant women to inform patients of associated risks. Animal reproductive and developmental studies have not been conducted with ANDEXXA.

In the U.S. general population, the estimated background risk of major birth defects and miscarriage in clinically recognized pregnancies is 2% to 4% and 15% to 20%, respectively.

Labor or Delivery

The safety and effectiveness of ANDEXXA during labor and delivery have not been evaluated.

8.2 Lactation

Risk Summary

There is no information regarding the presence of ANDEXXA in human milk, the effects on the breastfed child, or the effects on milk production.

The developmental and health benefits of breastfeeding should be considered along with the mother's clinical need for ANDEXXA and any potential adverse effects on the breastfed child from ANDEXXA or from the underlying maternal condition.

8.4 Pediatric Use

The safety and efficacy of ANDEXXA in the pediatric population have not been studied.

8.5 Geriatric Use

Of the 352 subjects in the ANNEXA-4 study of ANDEXXA, 314 were 65 years of age or older, and 231 were 75 years of age or older. No overall differences in safety or efficacy were observed between these subjects and younger subjects, and other reported clinical experience has not identified differences in responses between elderly and younger subjects; however, greater sensitivity of some older individuals cannot be ruled out.

The pharmacokinetics of ANDEXXA in healthy older (≥ 65 years; n=10) subjects were not different compared to younger (18-45 years; n=10) subjects.

11 DESCRIPTION

ANDEXXA (coagulation factor Xa (recombinant), inactivated-zhzo) is a sterile, white to off-white lyophilized powder available in single-use vials.

Each 200 mg vial delivers 200 mg of coagulation factor Xa formulated with the inactive ingredients tromethamine (Tris base), Tris hydrochloride, L-arginine hydrochloride, sucrose (1% w/v), mannitol (2.5% w/v), and polysorbate 80 (0.01% w/v) at pH 7.8. After reconstitution of the lyophilized powder with SWFI for IV administration, the product is a clear, colorless to slightly yellow solution. ANDEXXA contains no preservatives.

The active ingredient in ANDEXXA is a genetically modified variant of human FXa. The active site serine was substituted with alanine, rendering the molecule unable to cleave and activate prothrombin. The gamma-carboxyglutamic acid (Gla) domain was removed to eliminate the protein's ability to assemble into the prothrombinase complex, thus removing the potential anticoagulant effects.

No additives of human or animal origin are used in the manufacture of ANDEXXA. The recombinant protein is produced in a genetically engineered Chinese Hamster Ovary (CHO) cell expression system and has a molecular weight of approximately 41 kDa. The manufacturing process incorporates two validated virus clearance steps.

12 CLINICAL PHARMACOLOGY

12.1 Mechanism of Action

Coagulation factor Xa (recombinant), inactivated-zhzo exerts its procoagulant effect by binding and sequestering the FXa inhibitors, rivaroxaban and apixaban. Another observed procoagulant effect of the ANDEXXA protein is its ability to bind to, and inhibit the activity of, Tissue Factor Pathway Inhibitor (TFPI). Inhibition of TFPI activity can increase tissue factor (TF)-initiated thrombin generation.

12.2 Pharmacodynamics

The effects of ANDEXXA can be measured using assays for its anti-FXa activity, free fraction of FXa inhibitor, and thrombin generation. In addition to its ability to sequester the FXa inhibitors, rivaroxaban and apixaban, ANDEXXA has been shown to inhibit TFPI activity.

The dose and dosing regimen of ANDEXXA that are required to reverse anti-FXa activity and to restore thrombin generation were determined in dose-ranging studies on healthy volunteers.

Dosing of ANDEXXA, as a bolus followed by a two-hour continuous infusion, resulted in a rapid decrease in anti-FXa activity (within two minutes after the completion of the bolus administration) followed by reduced anti-FXa activity that was maintained throughout the duration of the continuous infusion [see Clinical Studies (14)]. The anti-FXa activity returned to the placebo levels approximately two hours after completion of a bolus or continuous infusion, whereas TFPI activity in plasma returned to the pretreatment levels approximately 96 hours following ANDEXXA administration.

Elevation of TF-initiated thrombin generation above the baseline range (prior to anticoagulation) occurred within two minutes following a bolus administration of ANDEXXA and was maintained throughout the duration of the continuous infusion. The TF-initiated

thrombin generation was elevated above placebo for at least 22 hours. The sustained elevation of thrombin generation over the baseline range and the sustained elevation over placebo were not observed in a contact-activated thrombin generation assay (an assay that is not affected by TF-TFPI interaction).

Laboratory assessment of coagulation does not necessarily correlate with or predict the hemostatic effectiveness of ANDEXXA.

12.3 Pharmacokinetics

A summary of the pharmacokinetic (PK) properties of ANDEXXA in healthy subjects is shown in the table below (see Table 3).

Table 3: Summary of PK Parameters with High and Low Doses

	Low Dose	High Dose
n	11	10
AUC <sub>0-∞</sub> (hr•µg/mL)	200.5 (16.3) [153.4; 255.6]	572.9 (16.0) [467.1; 783.9]
C <sub>max</sub> (µg/mL)	76.6 (17.5) [61.1; 100.1]	206.6 (18.8) [158.9; 280.5]
Clearance (L/hr)	4.4 (16.3) [3.4; 5.7]	3.1 (16.0) [2.3; 3.8]
T <sub>1/2</sub> (hr)	3.3 (15.0) [2.3; 4.0]	2.7 (20.0) [1.9; 3.4]
V <sub>ss</sub> (L)	4.4 (17.6) [3.3; 5.7]	3.0 (23.3) [2.2; 5.0]

From Table 14.2.1.2A of Clinical Study Report 16-512. Data presented are geometric mean (Geometric Mean % Coefficient of Variation), [range].

Drug-Drug Interaction

The pharmacokinetics of ANDEXXA were not affected by apixaban (5 mg orally BID for six days) or rivaroxaban (20 mg orally once daily for six days).

13 NONCLINICAL TOXICOLOGY

13.1 Carcinogenesis, Mutagenesis, Impairment of Fertility

No animal studies were performed to evaluate the effects of ANDEXXA on carcinogenesis, mutagenesis, or impairment of fertility.

14 CLINICAL STUDIES

The safety and efficacy of ANDEXXA were evaluated in two prospective, randomized, placebo- controlled studies, conducted in healthy volunteers (Study 1 ANNEXA-A; Study 2 ANNEXA- R). Both studies examined the percent change in anti-FXa activity, from baseline to nadir, for the low-dose and high-dose regimens of bolus followed by continuous infusion. Nadir is defined as the smallest value measured within five minutes after the end of the continuous infusion.

The safety and efficacy of ANDEXXA were evaluated in an ongoing, prospective, single-arm, open-label study (Study 3 ANNEXA-4) in subjects presenting with acute major bleeding and who have recently received an FXa inhibitor. This study examined the percent change in anti- FXa activity from baseline to the nadir between five minutes after the end of the bolus up until the end of the infusion and the rate of effective hemostasis within 12 hours after infusion, as rated by an independent endpoint adjudication committee.

Study 1 ANNEXA-A (NCT02207725) – apixaban reversal

In Study 1, healthy subjects (median age: 57 years; range: 50 to 73 years) received apixaban 5 mg twice daily for three and a half days to achieve steady-state. At three hours after the last apixaban dose (~ Cmax), ANDEXXA or placebo was administered. Eight subjects received placebo, and 24 received ANDEXXA, administered as a 400 mg IV bolus followed by a 4 mg per minute continuous infusion for 120 minutes (total 480 mg).

Study 2 ANNEXA-R (NCT02220725) – rivaroxaban reversal

In Study 2, healthy subjects (median age: 57 years; range: 50 to 68 years) received rivaroxaban 20 mg once per day for four days to achieve steady-state. At four hours after the last rivaroxaban dose (~ Cmax), ANDEXXA or placebo was administered. Thirteen subjects received placebo, and 26 received ANDEXXA, administered as an 800 mg IV bolus followed by an 8 mg per minute continuous infusion for 120 minutes (total 960 mg).

Reduction in Anti-FXa Activity

In Study 1 and Study 2, the percent change from baseline in anti-FXa activity at its nadir was statistically significant (p < 0.0001) in favor of the ANDEXXA groups compared to placebo in both Studies 1 and 2. The results of Study 1 and Study 2 are provided below (see Table 4).

The time courses of anti-FXa activity before and after ANDEXXA administration are shown in Figure 1.

Table 4 - A: Change in Anti-FXa Activity/Study 1 (apixaban)

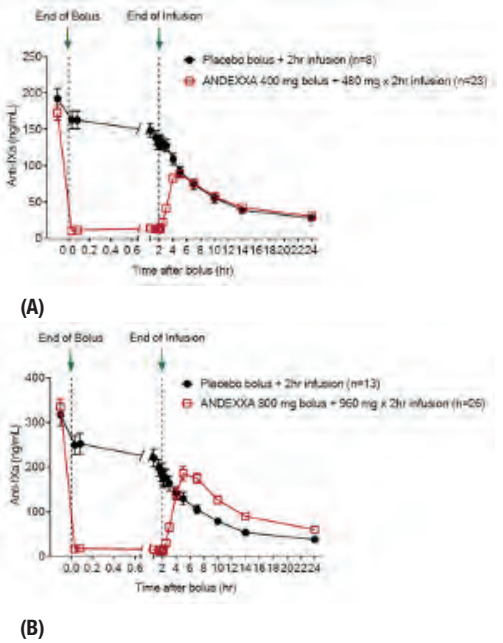
Anti-FXa Activity	ANDEXXA n=23	Placebo n=8
Mean baseline ng/mL (± SD)	173.0 (50.5)	191.7 (34.4)
Mean ng/mL (± SD) change from baseline at the nadir <sup>a</sup>	-160.6 (49.3)	-63.2 (18.1)
Mean % (± SD) change from baseline at the nadir <sup>a</sup>	-92.3 (2.8)	-32.7 (5.6)
95% confidence interval (CI) <sup>b</sup>	-59.5 (-64.1; -55.2)	not applicable
p-value	< 0.0001 <sup>c</sup>	not applicable

Table 4 - B: Change in Anti-FXa Activity/Study 2 (rivaroxaban)

Anti-FXa Activity	ANDEXXA n=26	Placebo n=13
Mean baseline ng/mL (± SD)	335.3 (91.0)	317.2 (91.0)
Mean ng/mL (± SD) change from baseline at the nadir <sup>a</sup>	-324.5 (89.2)	-14.4 (58.8)
Mean % (± SD) change from baseline at the nadir <sup>a</sup>	-96.7 (1.8)	-44.6 (11.8)
95% confidence interval (CI) <sup>b</sup>	-51.9 (-58.0; -47.0)	not applicable
p-value	< 0.0001 <sup>c</sup>	not applicable

SD = Standard deviation.  
Note: Baseline is the last assessment obtained prior to the first dose of ANDEXXA or placebo.  
<sup>a</sup>Nadir is the smallest value for anti-FXa activity at the 110-minute (ten minutes prior to the end of the infusion) time point, 2-minute time point before completion of the infusion, or the 5-minute time point after the completion of the infusion for each subject.  
<sup>b</sup>The CI is for the Hodges-Lehman estimate of shift.  
<sup>c</sup>p-value obtained from a 2-sided exact Wilcoxon rank-sum test.

Figure 1: Change in Anti-FXa Activity (ng/mL) in Subjects Anticoagulated with Apixaban (A – Study 1) and Rivaroxaban (B – Study 2)



16 HOW SUPPLIED/STORAGE AND HANDLING

How Supplied

ANDEXXA (coagulation factor Xa (recombinant), inactivated-zhzo) is a white to off-white lyophilized cake or powder supplied as 4 single-use vials in a carton. ANDEXXA is not made with natural rubber latex.

ANDEXXA vials are provided as follows (see Table 6):

Table 6: Presentation of ANDEXXA

NDC	Carton Configuration	Vial Cap Color	Packaging Color
NDC 69853-0102-1	4 single use vials in a carton, each vial containing 200 mg of ANDEXXA	Vials have a red flip-off cap.	1. Carton and vial label have a red to blue transition colored stripe across the front. 2. Carton and label have “200 mg/vial” in a blue graphic on the front panel.

Storage and Handling

Unopened vials should be stored refrigerated at 2°C to 8°C (36°F to 46°F). DO NOT FREEZE.

17 PATIENT COUNSELING INFORMATION

Inform patients that reversing FXa inhibitor therapy increases the risk of thromboembolic events. Arterial and venous thromboembolic events, ischemic events, cardiac events, and sudden death were observed within 30 days following ANDEXXA administration [see Warnings and Precautions (5.1)].

Portola Pharmaceuticals, Inc.  
South San Francisco, CA 94080 USA

ANDEXXA is a registered trademark of Portola Pharmaceuticals, Inc.  
© 2020 Portola Pharmaceuticals, Inc. All rights reserved.

ADX-US-v3.0  
PP-AnXa-US-0519