


ADVANCING INTERVENTIONS WITH VASCULAR ROBOTICS



CorPath GRX

Precision Vascular Robotics

Bedside Unit

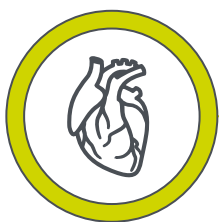
- Optimized for radial or femoral access
- Simple setup and in-procedure workflow
- Imaging and device agnostic

Interventional Workstation

- Precise control and automation
- Radiation-shielded environment
- 4K-resolution monitor



CLINICALLY-PROVEN BENEFITS FOR PATIENTS & PROVIDERS



Cardiovascular

- 99.1% clinical success in complex cases^{1†}
- 20% radiation reduction to patients shown in single-center study^{2†}
- May reduce measurement errors, need for extra stents, and longitudinal geographic miss³
- 95% radiation reduction to the primary operator⁴



Peripheral Vascular

- Robotic precision and automation to support navigation of long, difficult lesions
- RAPID II showed significant radiation reduction (>95%) for physicians AND staff^{5†}

CUTTING-EDGE INTERVENTIONAL CARE

Procedural Control & Automation

Independent and simultaneous manipulation of multiple devices with built-in automated movements to enhance control & standardize care



Robotic Precision

Sub-millimeter measurement and 1mm movements for precise navigation and positioning



Enhanced Visualization

4K resolution with widescreen angiographic view to enhance clinical vision



Radiation Protection

Shielded workstation and device fixation to reduce radiation exposure risk for physician and staff

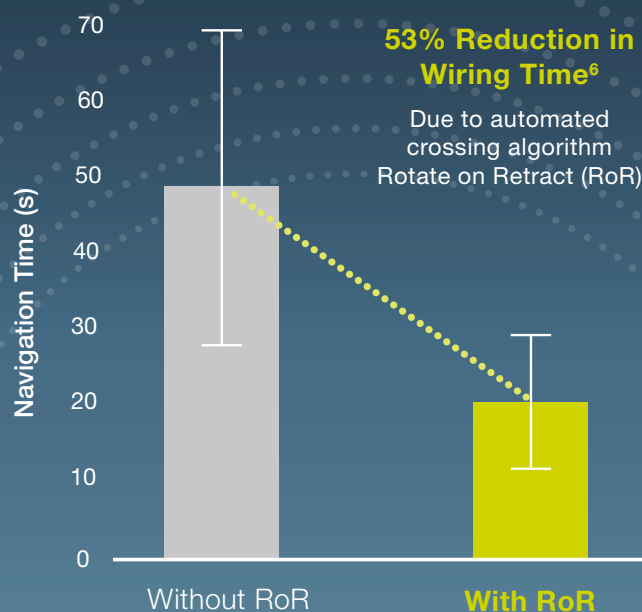


SMART PROCEDURAL AUTOMATION

World's First Automated Movement for Vascular Intervention

- Algorithms based on highly skilled operators
- Future movements aimed at improving navigation, lesion crossing and therapy delivery
- Standardizing case efficiency among operators could lead to potential patient benefits

Improved Consistency & Reliability



Data reflects cases wired with robotics.

EXPANDING ACCESS TO CARE WITH ROBOTICS

At Corindus, we are focused on developing innovative robotic solutions to revolutionize treatment of emergent conditions by providing specialized and timely medical care to patients around the world.

CONTACT US TODAY to learn more about starting
a vascular robotic program.

Contact Info: (800) 605-9635 | sales@corindus.com



The CorPath GRX System is intended for use in the remote delivery and manipulation of guidewires and rapid exchange catheters, and remote manipulation of guide catheters during percutaneous coronary and vascular procedures.

Rx Caution: Federal law restricts this device to sale by or on the order of a physician.



309 Waverly Oaks Road, Suite 105 | Waltham, MA 02452

sales@corindus.com | www.corindus.com

CorPath and Corindus are registered trademarks of Corindus, Inc.

References:

[†] This study was performed at a single center and there can be no guarantee that other customers will achieve the same results.

¹ Mahmud E, et al. Demonstration of the Safety and Feasibility of Robotically Assisted Percutaneous Coronary Intervention in Complex Coronary Lesions Results of the CORA-PCI Study (Complex Robotically Assisted Percutaneous Coronary Intervention). JACC Cardiovascular Interventions. 2017 Jul 11;10(13):1320-1327; DOI: 10.1016/j.jcin.2017.03.050.

² Patel T, et al. Comparison of Robotic Percutaneous Coronary Intervention With Traditional Percutaneous Coronary Intervention. Circ Cardiovasc Interv. 2020; 13:e008888."

³ Campbell PT, et al. The impact of precise robotic lesion length measurement on stent length selection: Ramifications for stent savings. Cardiovasc Revasc Med. 2015 Sep;16(6):348-50. doi:10.1016/j.carrev.2015.06.005. Epub 2015 Jul 9.

⁴ Weisz G, et al. Safety and Feasibility of Robotic Percutaneous Coronary Intervention - The Multi-Center Percutaneous Robotically-Enhanced Coronary Intervention Study (PRECISE). Journal of the American College of Cardiology. 2013 Apr 16;61(15):1596-600. doi: 10.1016/j.jacc.2012.12.045.

⁵ Mahmud et al. "TCT-442 Robotic Peripheral Vascular Intervention with Drug Coated Balloons is Feasible and Reduces Operator Radiation Exposure: Results of the Robotic-Assisted Peripheral Intervention for Peripheral Artery Disease (RAPID) Study II." JACC, Vol 72 No. 13: 2018.

⁶ Madder R, et al. "TCT-539. Impact of a novel advanced robotic wiring algorithm on time to wire a coronary artery bifurcation in a porcine model." JACC, vol. 70, no. 18, article B223, 2017. Preclinical study data may not be predictive of clinical results.

Copyright ©2020 Corindus, Inc. All rights reserved.

PN 162-06059 Rev F